


S19  
Illuminated Pushbutton

- $\Phi 19\text{mm}$
- Front Bezel : Flat, Flat/Exten, Raised
- Illuminated style: Lens; Ring; Standby
- Action: Momentary; Maintained
- Terminal: Solder/Plug-in 2.8\*0.5
- Gold contacts available for low-level applications
- Customised markings
- IP67
- IEC/EN 60947-5-1, IEC/EN 60073, IEC/EC 60529

## Mounting Dimensions and styles

- 19FU=19mm+Flat+ring
- 19RU=19mm +Flat/Extended+ring
- 19FM=19mm+Flat+Standby
- 19EU=19mm+Raised+ring
- 19EM=19mm +Raised+Standby

## Switching action

Blank = Momentary T = Maintained

## Contact arrangement

11 = 1NO+1NC 22 = 2NO+2NC

## Voltage①

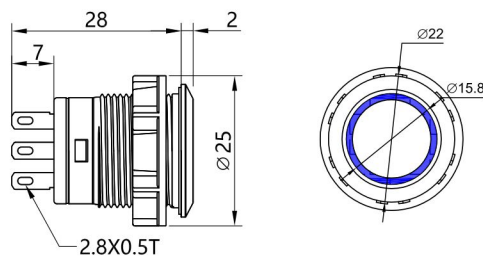
- 06 = 6VAC/DC
- 12 = 12VAC/DC
- 24 = 24VAC/DC
- 110 = 110VAC/DC
- 220 = 220VAV/DC

## Color②

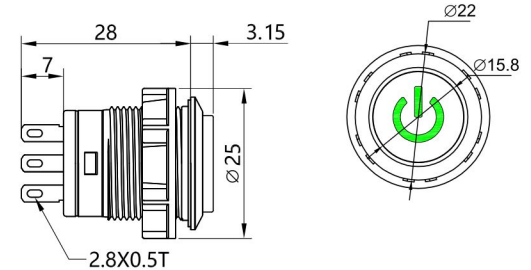
- R = Red
- G = Green
- B = Blue
- Y = Yellow
- W = White
- A = Amber

Outline Dimensional drawing<sub>mm</sub>

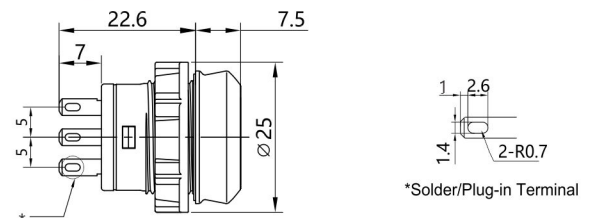
## Flat Style



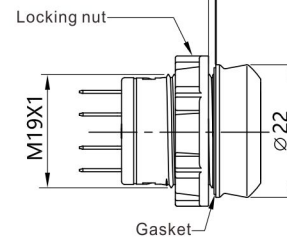
## Flat/Extended style



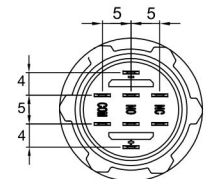
## Raised style



Panel Thickness: 1 ~ 9mm

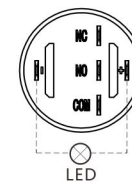


## (Bottom View)

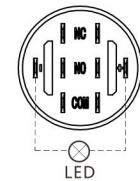


## Terminal Arrangement

1NO+1NC(11)



2NO+2NC(22)



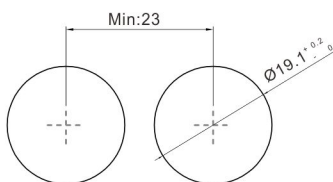
- Mounting Hole Layout & Mini Mounting spacing Reference P32
- Quick connector and wire length is possible.

## Ordering code

Shape	Switching action	Code		Note
		1NO+1NC	2NO+2NC	
Flat +Ring (FU)	Momentary	S19FU-11L①②	S19FU-22L①②	Color and Voltage Reference the tables①②
	Maintained	S19FU-11TL①②	S19FU-22TL①②	
Flat/Extended +Ring (RU)	Momentary	S19RU-11L①②	S19RU-22L①②	
	Maintained	S19RU-11TL①②	S19RU-22TL①②	
Flat+Standby (FM)	Momentary	S19FM-11L①②	S19FM-22L①②	
	Maintained	S19FM-11TL①②	S19FM-22TL①②	
Raised+Ring (EU)	Momentary	S19EU-11L①②	S19EU-22L①②	
	Maintained	S19EU-11TL①②	S19EU-22TL①②	
Raised +Standby (EM)	Momentary	S19EM-11L①②	S19EM-22L①②	
	Maintained	S19EM-11TL①②	S19EM-22TL①②	


PS: Except for the listed products models, Special and Customized Products are available. please consult the factory for more details.

## Mini Mounting hole layout (mm)



Note: The limit size of the shell is available.

## Accessories

Name/Shape	Part No.	Specifications	Outline Dimensions
	S19-B	<ul style="list-style-type: none"> <li>for S19 series</li> <li>The length of wire are available.</li> </ul>	