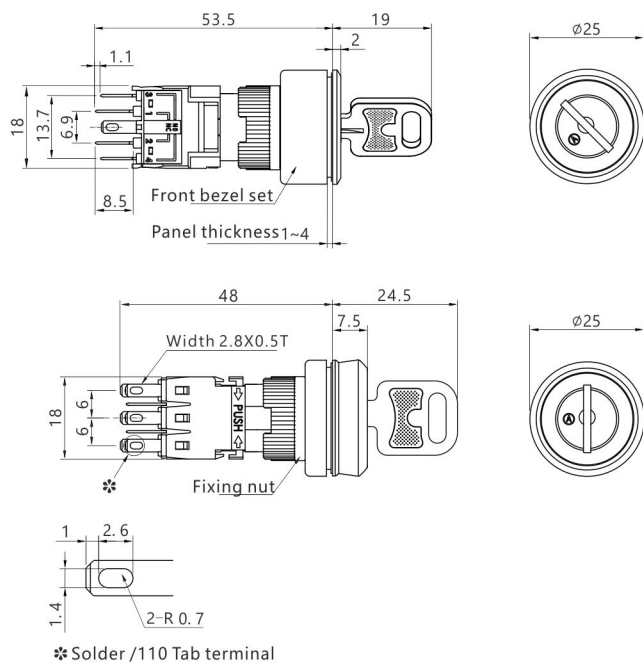


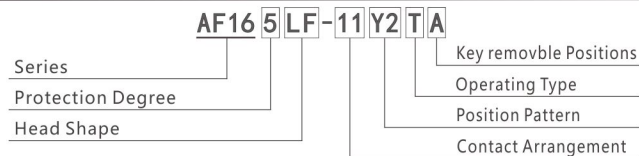
Product Shape













Outline Dimensional drawing (mm)

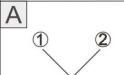
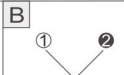
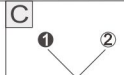
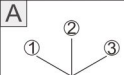
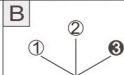
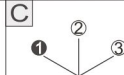
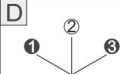

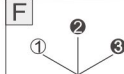



Model Specifications



Style	Operator position	Contact	Part No.
Flush (LF)	90°-2	Maintained 	SPDT AF16□LF-11Y2T▲
			DPDT AF16□LF-11Y2T▲
			3PDT AF16□LF-11Y2T▲
		Spring return 	SPDT AF16□LF-11Y2▲
			DPDT AF16□LF-11Y2▲
			3PDT AF16□LF-11Y2▲
	45°-3	Maintained 	DPDT AF16□LF-22Y3T▲
			3PDT AF16□LF-33Y3T▲
			DPDT AF16□LF-22Y3▲
		Spring-return two-way 	3PDT AF16□LF-33Y3▲
			DPDT AF16□LF-22Y3TR▲
			3PDT AF16□LF-22Y3TR▲
Extend (LE)	90°-2	Maintained 	DPDT AF16□LE-11Y2T▲
			SPDT AF16□LE-11Y2T▲
			3PDT AF16□LE-11Y2T▲
	Spring return 	SPDT AF16□LE-11Y2▲	
		DPDT AF16□LE-11Y2▲	
		3PDT AF16□LE-11Y2▲	
45°-3	Maintained 	DPDT AF16□LE-22Y3T▲	
		3PDT AF16□LE-33Y3T▲	
		DPDT AF16□LE-22Y3▲	
	Spring-return two-way 	3PDT AF16□LE-33Y3▲	
		DPDT AF16□LE-22Y3TR▲	
		3PDT AF16□LE-22Y3TR▲	
Left return right Maintained 	DPDT AF16□LE-22Y3TL▲		
	3PDT AF16□LE-22Y3TL▲		
	DPDT AF16□LE-22Y3TL▲		
Left Maintained right return 	3PDT AF16□LE-33Y3TL▲		
	DPDT AF16□LE-22Y3TL▲		
	3PDT AF16□LE-33Y3TL▲		

Key removable position

Position Type	Code	Note :①、②、③ Key removable position.
二位置	A	
	B	
	C	
三位置	A	
	B	
	C	
	D	
	E	
	F	
	G	

Contact type and Terminal Arrangement

