

S22FI
Pushbuttons With illuminated symbol

- With illuminated symbols
- Aluminium (natural anodised), other colors on request
- High resistance to vibration and impact
- Laser Markings are available for any symbol or text
- High IP67/69K protection
- Quickly connector and PCB connector are available
- Single or bi-color LEDs available
- TUV CE RoHS

Mounting Dimensions and styles

22FI=Φ22-Flat+illuminated symbols

Switching Action

Blank =Momentary T=Maintained

Contact

11=1NO+1NC	10=1NO
20=2NO	01=1NC
02=2NC	

Terminal

L=Solder/Tab #110 (2.8*0.5)
S= PC Board (1.2*0.7)

Voltage①

06=6VAC/DC	110=110VAC/DC
12=12VAC/DC	220=220VAV/DC
24=24VAC/DC	

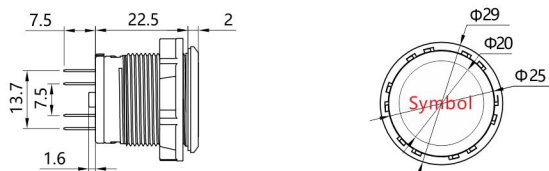
Color②

R= Red	Y= Yellow
G= Green	W= White
B= Blue	A=Amber

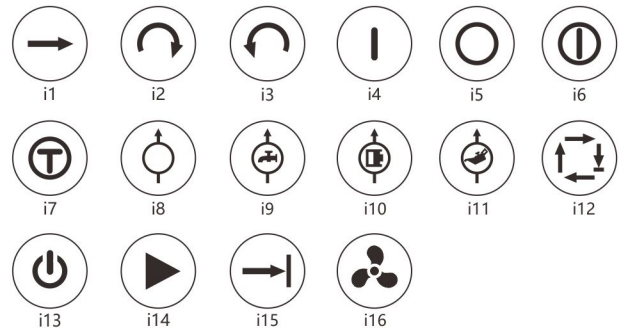
Ordering code

Shape	Switching action	Contact	Part No.	Terminal	Note
Flat+ Illuminated symbols (FI)	Momentary	1NO+1NC	S22FI-11□①②/#	·In place of □ insert terminal as follows: L:Solder/ Tab#110 S:PC Board	In place of ① insert voltage and ② Led color from tab
		2NO	S22FI-20□①②/#		
		2NC	S22FI-02□①②/#		
	Maintained	1NO+1NC	S22FI-11T□①②/#		
		2NO	S22FI-20T□①②/#		
		2NC	S22FI-02T□①②/#		

- "*" represents the specific symbols, pattern and text. please refer to ISO7000, Provide it on request.

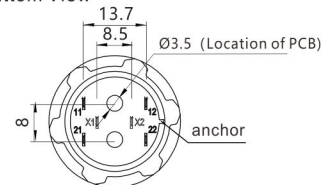
Outline Dimensional drawing_{mm}

Standard symbols(in part)



Note:ISO7000 Standard" graphic symbols for equipment" ;
Provide identification as required

Bottom View



- Mounting Hole Layout & Mini Mounting spacing Reference P32
- Quick connection are available ,The wire length of quick connection on request.

Terminal Arrangement

